

<b>Thakur Panchanan Mahila Mahavidyalaya</b> <b>Student Satisfactory Survey (SSS)</b> on <b>Overall Institutional performance 2020-2021</b>					
Q1. students feedback about the teachers preparation for classes	Satisfactorily	Thoroughly	Poorly	Indifferently	
	115	26	5	4	
Q2. students feedback about the teachers ability of communication	Always effective	Sometimes effective	Just satisfactory	Generally ineffective	
	83	49	15	3	
Q3. students feedback about the teacher's approach of teaching	Excellent	Very good	Good	Fair	poor
	65	52	21	10	2
Q4. students feedback about the fairness of the internal evaluation	Always fair	Usually fair	Usually unfair		
	89	56	5		
Q5. students feedback about the teaching and mentoring process	Significantly	Very well	Moderately	Marginally	Not at all
	56	53	32	8	1
Q6. students feedback about opportunities provided by the institution	Strongly agree	Agree	Neutral	Disagree	
	76	62	10	2	
Q7. students feedback about the concept clearing	Every time	Usually	Occasionally	Never	
	84	26	35	5	
Q8. students feedback about the identification of students strength and encourage	Fully	Reasonably	Partially	Slightly	
	77	42	28	3	
Q9. students feedback about the teachers about the identification of students weaknesses	Every time	Usually	Occasionally	Never	
	87	37	24	2	
Q10. students feedback about the institution effort to engage students in the monitoring, review and continuous quality improvement of the teaching learning process	Strongly agree	Agree	Neutral	Disagree	
	59	71	18	2	
Q11. students feedback about the use of student concentric method by the teachers and institution	To a great extent	Moderate	Somewhat	Very little	Not at all
	72	50	18	9	1
Q12. students feedback about the The overall quality of teaching-learning process in your institution	Strongly agree	Agree	Neutral	Disagree	
	71	62	15	2	

**Thakur Panchanan Mahila Mahavidyalaya**  
**Student Satisfactory Survey (SSS)**  
on  
**Overall Institutional performance 2020-2021**

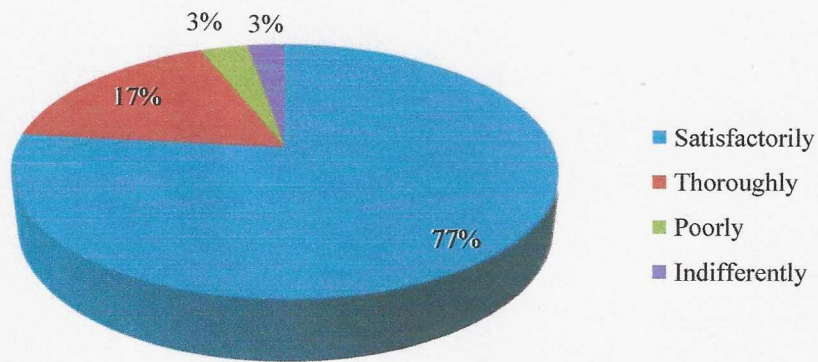
**AUTHENTICATED**

*Qshu 08/01/23*

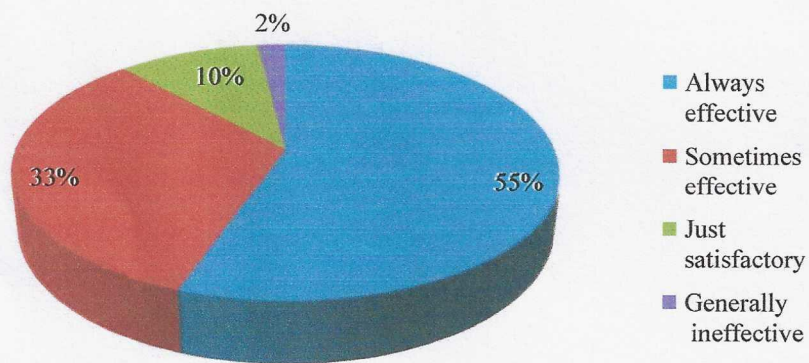
*Principal*

**Thakur Panchanan Mahila Mahavidyalaya**  
**Cooch Behar**

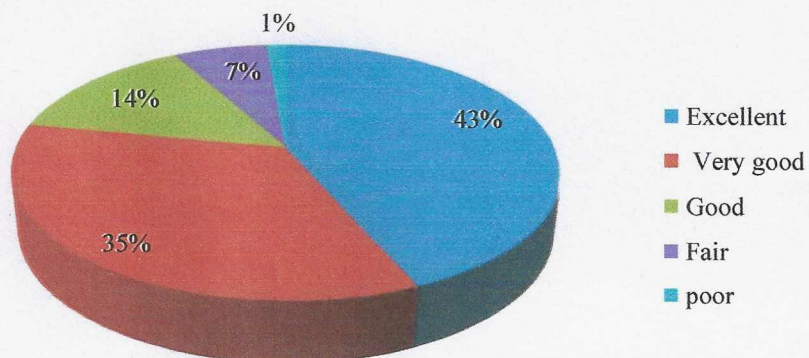
### Students Feedback about the Teachers Preparation for Classes



### Students Feedback about the Teachers ability of Communication



### Students Feedback about the Teachers ability of Communication



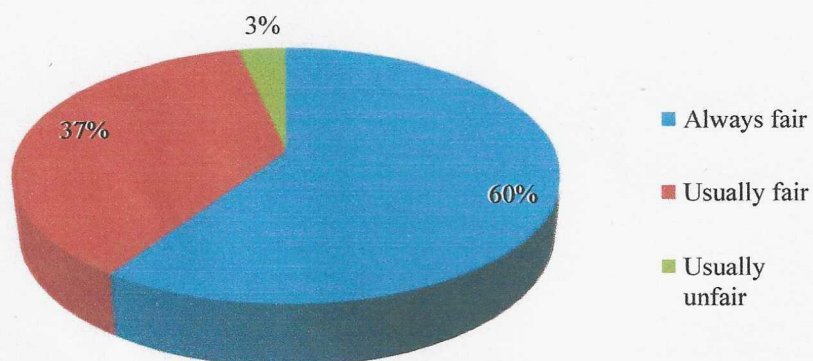
**AUTHENTICATED**

*Ashu 08/02/23*  
Principal

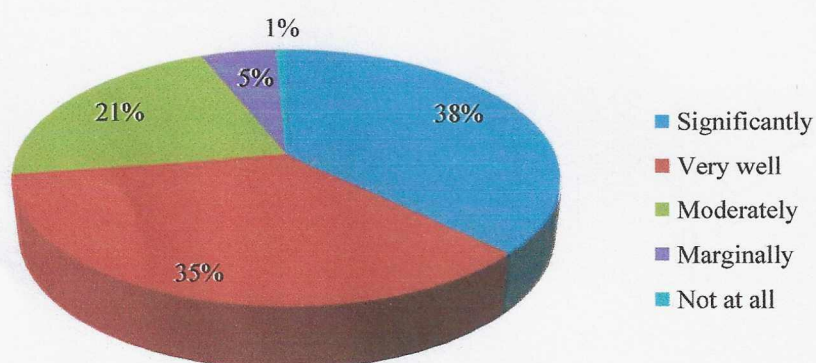
Thakur Panchanan Mahila Mahavidyalaya  
Cooch Behar



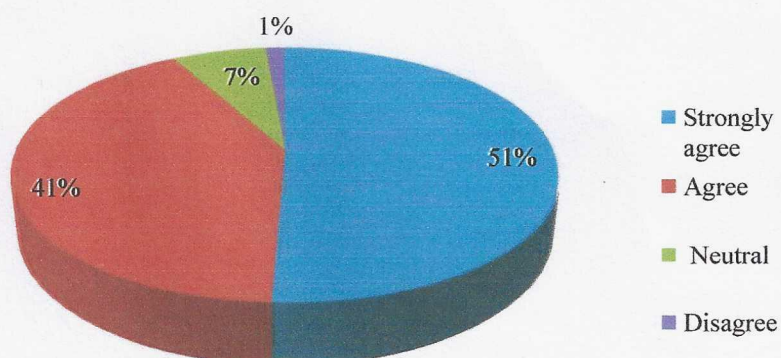
### Students feedback about the fairness of the internal evaluation



### Students feedback about the Teaching and Mentoring process



### Students feedback about opportunities provided by the institution

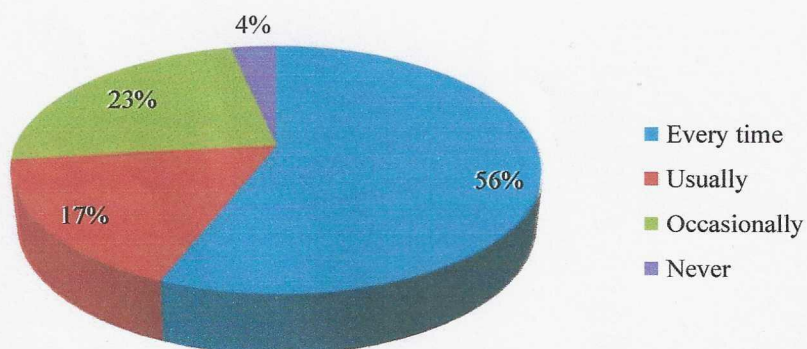


**AUTHENTICATED**

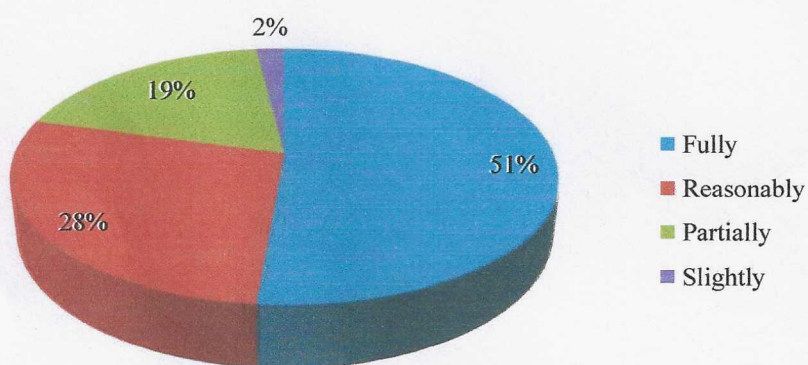
*Principal*

Thakur Panchanan Mahila Mahavidyalaya  
Cooch Behar

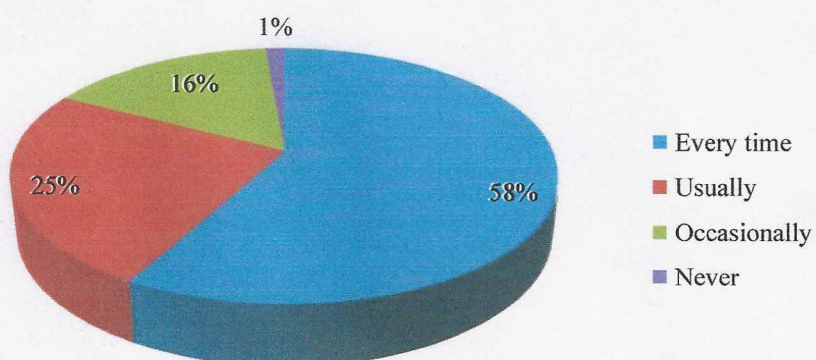
### Students feedback about the concept clearing



### Students feedback about the identification of students strength and encourage



### Students feedback about the teachers about the identification of students weaknesses



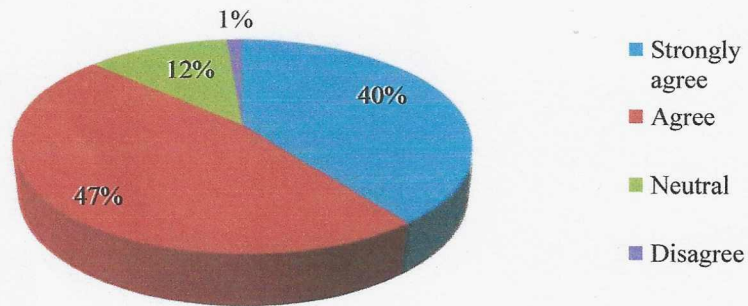
AUTHENTICATED

*08/02/23*  
Principal

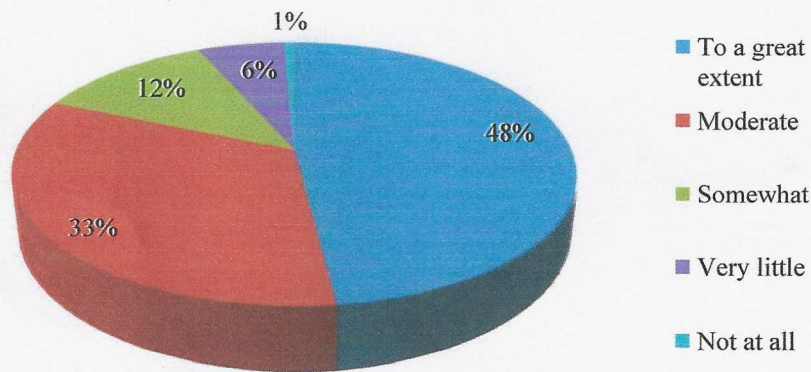
Thakur Panchanan Mahila Mahavidyalaya  
Cooch Behar



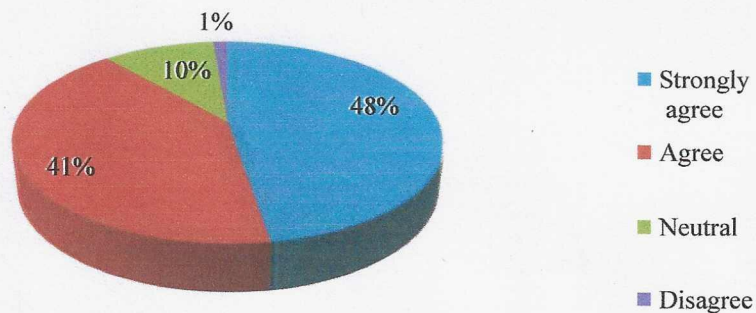
**Students feedback about the instituion effort to engage students in the monitoring,review and continuous quality improvement of the teaching learning process**



**Students feedback about the use of student concentric method by the teachers and instituion**



**Students feedback about the overall quality of teaching-learning process in your institution**



**AUTHENTICATED**

*03/08/23*

*Principal*

**Thakur Panchanan Mahila Mahavidyalaya  
Cooch Behar**

<b>Thakur Panchanan Mahila Mahavidyalaya</b> <b>Student Satisfaction Survey (SSS)</b> <b>on</b> <b>overall institutional performance 2020-2021</b>			
Sl No.	Features	No. of respons	Percentage
1	How well did the teachers prepare for the classes?		
	a. Satisfactorily	115	76.67
	b. Thoroughly	26	17.33
	c. Poorly	5	3.33
	d. Indifferently	4	2.67
	total	150	100.00
94.00% students expressed satisfaction in favour of initiatives			
2	How well were the teachers able to communicate?		
	a. Always effective	83	55.33
	b. Sometimes effective	49	32.67
	c. Just satisfactory	15	10.00
	d. Generally ineffective	3	2.00
	total	150	100.00
98.00% students expressed satisfaction in favour of initiatives			
3	The teacher's approach to teaching can be best described as		
	a. Excellent	65	43.33
	b. Very good	52	34.67
	c. Good	21	14.00
	d. Fair	10	6.67
	e. Poor	2	1.33
	total	150	100.00
92.00% students expressed satisfaction in favour of initiatives of which 78.00% students expressed high level satisfaction			
4	Fairness of the internal evaluation process by the teachers		
	a. Always fair	89	59.33
	b. Usually fair	56	37.33
	c. Usually unfair	5	3.33
	total	150	100.00
96.66% students expressed satisfaction in favour of initiatives			

**AUTHENTICATED**

*Bhm 08/02/23*

Principal

Thakur Panchanan Mahila Mahavidyalaya  
Cooch Behar



5	The teaching and mentoring process in your institution facilities you in cognitive, social and emotional growth		
	a. Significantly	56	37.33
	b. Very well	53	35.33
	c. Moderately	32	21.33
	d. Marginally	8	5.33
	e. Not at all	1	0.67
	total	150	100.00
93.99% students expressed satisfaction in favour of initiatives of which 72.66% students expressed high level satisfaction			
6	The institution provide multiple opportunities to learn and grow		
	a. Strongly agree	76	50.67
	b. Agree	62	41.33
	c. Neutral	10	6.67
	d. Disagree	2	1.33
	total	150	100.00
92.00% students expressed satisfaction in favour of initiative while 6.67% students denied to comment			
7	The teachers illustrate the concept through examples and applications		
	a. Every time	84	56.00
	b. Usually	26	17.33
	c. Occasionally	35	23.33
	d. Never	5	3.33
	total	150	100.00
96.67% Students expressed satisfaction in favour of initiatives of which 73.33% students expressed high level satisfaction			
8	The teachers identify your strengths and encourage you with providing right level of challenges		
	a. Fully	77	51.33
	b. Reasonably	42	28.00
	c. Partially	28	18.67
	d. Slightly	3	2.00
	total	150	100.00
98.00% students expressed satisfaction in favour of initiatives of which 79.33% students expressed high level satisfaction			

**AUTHENTICATED**

*Bhm 08/02/23*  
Principal

Thakur Panchanan Mahila Mahavidyalaya  
Cooch Behar

9	Teachers are able to identify your weaknesses and help you to overcome them		
	a. Every time	87	58.00
	b. Usually	37	24.67
	c. Occasionally	24	16.00
	d. Never	2	1.33
	total	150	100.00
98.67% students expressed satisfaction in favour of initiatives of which 82.67% students expressed high level satisfaction			
10	The institution makes effort to engage students in the monitoring,review and continuous quality improvement of the teaching learning process		
	a. Strongly agree	59	39.33
	b. Agree	71	47.33
	c. Neutral	18	12.00
	d. Disagree	2	1.33
	total	150	100.00
86.66% students expressed satisfaction in favour of initiative while 12.00% students denied to comment			
11	The institution/teachers use student centric methods, such as experimental learning, participative learning and problem-solving methodologies for enhancing learning experiences		
	a. To a great extent	72	48.00
	b. Moderate	50	33.33
	c. Somewhat	18	12.00
	d. Very little	9	6.00
	e. Not at all	1	0.67
	total	150	100.00
93.33% students expressed satisfaction in favour of initiatives of which 81.33% students expressed high level satisfaction			
12	The overall quality of teaching-learning process in your institution is very good		
	a. Strongly agree	71	47.33
	b. Agree	62	41.33
	c. Neutral	15	10.00
	d. Disagree	2	1.33
	total	150	100.00
88.66% students expressed satisfaction in favour of initiative while 10.00%			

AUTHENTICATED

Bhnu 08/02/23

Principal

Thakur Panchanan Mahila Mahavidyalaya  
Cooch Behar



**students denied to comment**

It was observed that overall satisfaction rate among the students were very high. It was almost around 75% to 95% in favour of various initiatives adopted by the college to improve the quality of Teaching Learning process. Students Support and Progression and other Students centric initiatives and Best and Healthy systems. This feedback analysis report has served as SWOT analysis for the college. Overall suggestion available from the students will be imparted in the future planning of the IQAC and will be communicated to the college management accordingly.

**AUTHENTICATED**

*08/04/23*

*Principal*

Thakur Panchanan Mahila Mahavidyalaya  
Cooch Behar